

National Electrical Code (NEC)[®] Catalog Reference Information

The National Electrical Code is a set of guidelines describing procedures which minimize the hazards of electrical shock, fires, and explosions caused by electrical installation. The text of the NEC is contained in nine chapters, each chapter broken into individual articles.

NEC types are acronyms consisting of a prefix describing cable type (e.g. coax, CATV, fiber optic) and a suffix indicating the type of flame test it has passed and where it can be installed. Articles describing wire and cable products — including required cable markings — are listed in the chart to the right.

Impact of the NEC

Almost everyone involved with wire and cable is affected by the National Electrical Code. In particular, the following groups must incorporate NEC guidelines into their work: OEM engineers, wire and cable product engineers, distributors, installers, and architects.

Although NEC covers wire and cable installed in factories, office buildings, hotels, motels, apartment buildings, residences, and all cables which pass through any floor, wall, ceiling, or which travel in ducts, plenums, and other air handling spaces, each individual municipality, city, county, or state can decide whether or not they wish to adopt the 2002 NEC as law. Local authorities having jurisdiction enforce their own codes. They have the right to accept or refuse any installation in accordance with their own local laws. Two of the organizations local inspectors rely on to test wire and cable are Underwriters Laboratories (UL) and Intertek (ETL).

Intended Uses of Appliance Wiring Materials (AWM)

In the past, AWM cable was incorrectly used to wire buildings—this was never its intended use.

AWM cable is intended for internal wiring of factory-assembled, listed appliances such as computers, business machines, ranges, washers, dryers, radios, and televisions.

In some cases, AWM cable may be used for external connection. In these situations, the user should be aware that AWM cable temperatures and voltage ratings may differ from NEC ratings.

| NEC Article/Type | Description | Installation Type | | | |
|------------------|--|-------------------|--------|------------|-------------|
| | | Plenum | Riser | Commercial | Residential |
| 725 CL2 | Class 2 cables | CL2P | CL2R | CL2 | CL2X* |
| | CL3 Class 3 cables | CL3P | CL3R | CL3 | CL3X* |
| | PLTC A stand-alone class. This is a power limited tray cable — a CL3-type cable which can be used outdoors, is sunlight- and moisture-resistant and must pass the Vertical Tray flame test. | (none) | (none) | PLTC | (none) |
| 760 FPL | Power limited, fire protective signaling circuit cable | FPLP | FPLR | FPL | (none) |
| 770 OFC | Fiber cable also containing metallic conductors | OFCP | OFCR | OFCG, OFC | (none) |
| | OFN Fiber cable only containing optical fibers | OFNP | OFNR | OFNG, OFN | (none) |
| 800 CM | Communications | CMP | CMR | CMG, CM | CMX* |
| | MP Multi-Purpose Cables | MPP | MPR | MPG, MP | (none) |
| 820 CATV | Community antenna television and radio distribution system | CATVP | CATVR | CATV | CATVX** |
| 830 BM | Network-powered broadband communications cable | BLP | BMR | BM | BLX |

*Cable diameter must be less than 0.250" **Cable diameter must be less than 0.375"

C(UL) Certifications

UL/NEC-Approved cables may also be C(UL)/CEC-Approved as communications cables meeting the requirements of the Bi-National Standard CSA C22.2 No. 214/UL 444 and Section 60 of the Canadian Electrical Code, Part I (CEC). The C(UL) cable designation (and its meaning) would be one of the following:

1. **CMP** — Cable meeting CSA FT6 or NFPA 262 (UL 910);
2. **CMR** — Cable meeting UL 1666;
3. **CMG** — Cable meeting CSA FT4;
4. **CM** — Cable meeting UL 1685 (UL 1581Sec. 1160) Vertical-Tray;
5. **CMX** — meeting UL 1581, Sec. 1080 (VW-1);
6. **CMH** — Cable meeting CSA FT1.

NOTE: The CSA flame tests are defined in CSAC22.2 No. 0.3 as follows:

FT1 Vertical Flame Test — per C.S.A. C22.2 No.0.3-92 Para 4.11.1

A finished cable shall not propagate a flame or continue to burn for more than one (1) minute after five (5) fifteen (15) second applications of the test flame. There is an interval of fifteen (15) seconds between flame applications. The flame test shall be performed in accordance with Para 4.11.1 of Canadian Standards Association (CSA) Standard C22.2 No. 0.3. In addition, if more than 25% of the indicator flag is burned, the test cable fails.

FT4 Vertical Flame Test — Cables in Cable Trays per C.S.A. C22.2 No.0.3-92 Para 4.11.4

The FT4 Vertical Flame Test — Cables in Cable Trays is similar to the UL-1685 Vertical Tray Flame Test, but is more severe. The FT4 test has its burner mounted at 20° from the horizontal with the burner ports facing up. The UL-1685 Vertical Tray has its burner at 0° from the horizontal. The FT4 samples must be larger than 13mm (.512") in diameter.

If not, then the cable samples are grouped in units of at least three (3) to obtain a grouped overall diameter of 13mm. The UL-1581 Vertical Tray does not distinguish on cable size. The FT4 has a maximum char height of 1.5 m (59") measured from the lower edge of the burner face. The UL-1685 has a flame height allowable up to approximately 78" measured from the burner.

FT6 Horizontal Flame & Smoke Test — per C.S.A. C22.2 No.0.3-92 Appendix B

Syston Cable® products passing the FT6 Horizontal Flame and Smoke Test are designated FT6 in the column where the trade number appears. This test is for cables which must pass a Horizontal Flame and Smoke Test in accordance with ANSI/NFPA Standard 262-1985 (UL-910). The maximum flame spread shall be 1.50 meters (4.92 ft.). The smoke density shall be 0.5 at peak optical density and 0.15 at maximum average optical density.

Cable Substitution Chart

Per 2005 NEC®

FIRE-RESISTANCE LEVEL
Test Requirements

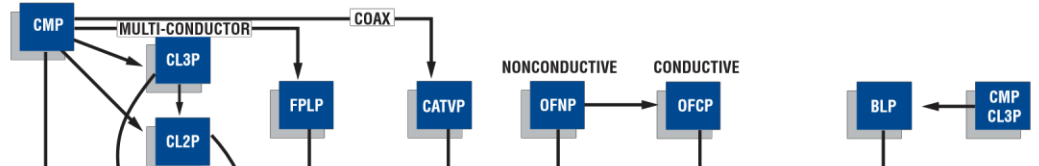
NEC ARTICLES

800 725 760 820 770 830

PLENUM

4 (Highest)

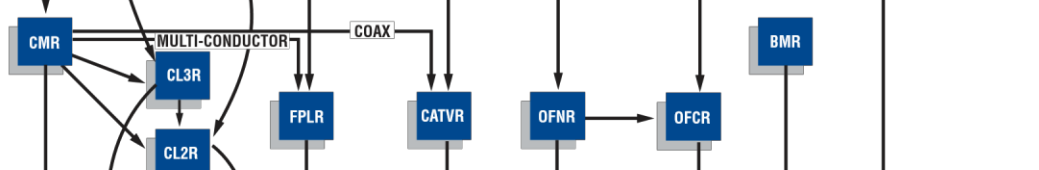
NFPA 262
(UL-910
Steiner Tunnel)



RISER

3

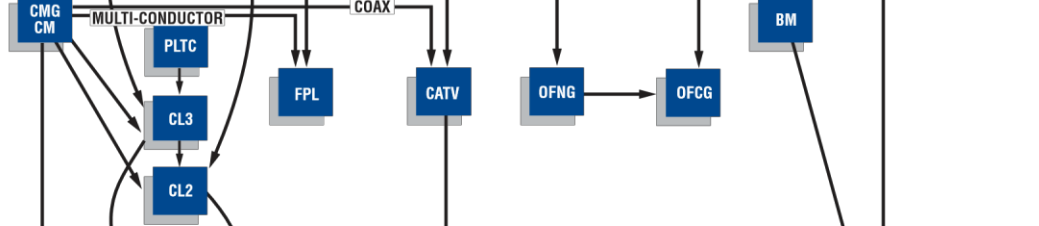
UL-1666
(Vertical Shaft)



GENERAL PURPOSE

2

UL-1685
Vertical Tray
or CSA FT4
(UL 1581)



RESIDENTIAL

1 (Lowest)

VW-1
(Vertical Flame)



All cables other than
"Network-Powered Broadband Cables"
(BMR, BM, BLP, BLX)
shall be coaxial cables.

CMP
CL3P
CMR
CL3R
CMG
CM
CL3
CMX
CL3X

→ Cables indicated can be substituted.

| NEC Type | Definition |
|---|--|
| CMP, CMR, CMG, CM, CMX | Communications Cables |
| CL3P, CL3R, CL3, CL3X, CL2P, CL2R, CL2, CL2X | Class 2 and Class 3 Remote-Control, Signaling and Power Limited Cables |
| FPLP, FPLR, FPL | Power Limited Fire Alarm Cables |
| CATVP, CATVR, CATV, CATVX | Community Antenna Television and Radio Distribution Cables |
| OFNP, OFNR, OFNG, OFN | Nonconductive Optical Fiber Cables |
| OFCP, OFCR, OFCG, OFC | Conductive Optical Fiber Cables |
| PLTC | Power Limited Tray Cables |
| BMR, BM, BLP, BLX | Network-powered Broadband Communications Cable |

*National Electrical Code and NEC are registered trademarks of the National Fire Protection Association, Inc., Quincy, MA.